





District Health Assessment for Multiple District 411 through August 2025

		Clubs							Membership							Member Strength		Cancellation		Reports			Finance	Leadership			
District Name	Status/ Number of Months in Status *	Active Clubs	Clubs in Status Quo	Total Clubs	% Status Quo Clubs in Financial Suspension	New Clubs	Cancelled Clubs	YTD Net Club Gain/Loss	Current Members In Active Clubs	Current Members In Status Quo Clubs	Current Total Members Count	YTD Add	YTD Drop	YTD NetGrowth (includes Active and Status Quo)	YTD NetGrowth% (includes Active and Status Quo)	Member Count 12 Months Ago	Average Member Count Per Club	% of Clubs with less than 20 members	Average Cancelled Club Age	Members Lost Due to Cancelled Clubs	% of Clubs Reporting Service	% No MMR in 3 Months	% No Officer Report in 12 months	% of Clubs with balance 90+ days	Number of Zone Chairs Recorded	Number of Region Chairs Recorded	District Officers Vacancies **
411 A		65	1	66	100%	0	0	0	1751	5	1756	65	20	45	2.63%	1,542	27	36%	0	0	52%	35%	6%	17%	15	9	
411 B		62	1	63	100%	2	0	2	2391	3	2394	153	7	146	6.49%	2,010	39	25%	0	0	79%	3%	3%	13%	17	5	
411 C	P	18	0	18	0%	0	1	-1	519	0	519	69	28	41	8.58%	469	29	22%	2	20	78%	11%	0%	0%	6	2	
		145	2	147	100%	2	1	1	4661	8	4669	287	55	232	5.23%	4,021	32	30%	2	20	67%	18%	4%	13%	38	16	




District Health Assessment for Multiple District 412 through August 2025

		Clubs							Membership							Member Strength		Cancellation		Reports			Finance	Leadership			
District Name	Status/ Number of Months in Status *	Active Clubs	Clubs in Status Quo	Total Clubs	% Status Quo Clubs in Financial Suspension	New Clubs	Cancelled Clubs	YTD Net Club Gain/Loss	Current Members In Active Clubs	Current Members In Status Quo Clubs	Current Total Members Count	YTD Add	YTD Drop	YTD NetGrowth (includes Active and Status Quo)	YTD NetGrowth% (includes Active and Status Quo)	Member Count 12 Months Ago	Average Member Count Per Club	% of Clubs with less than 20 members	Average Cancelled Club Age	Members Lost Due to Cancelled Clubs	% of Clubs Reporting Service	% No MMR in 3 Months	% No Officer Report in 12 months	% of Clubs with balance 90+ days	Number of Zone Chairs Recorded	Number of Region Chairs Recorded	District Officers Vacancies **
412 A	T(24)	51	1	52	100%	0	0	0	801	6	807	30	26	4	0.50%	848	16	67%	0	0	44%	29%	13%	6%	14	3	2nd VDG
412 B	T(24)	27	0	27	0%	1	1	0	585	0	585	46	42	4	0.69%	561	22	48%	1	23	26%	48%	26%	7%	8	1	2nd VDG
		78	1	79	100%	1	1	0	1386	6	1392	76	68	8	0.58%	1,409	18	61%	1	23	38%	35%	18%	6%	22	4	



District Health Assessment for District 413 through August 2025

		Clubs							Membership							Member Strength		Cancellation		Reports			Finance	Leadership			
District Name	Status/ Number of Months in Status *	Active Clubs	Clubs in Status Quo	Total Clubs	% Status Quo Clubs in Financial Suspension	New Clubs	Cancelled Clubs	YTD Net Club Gain/Loss	Current Members In Active Clubs	Current Members In Status Quo Clubs	Current Total Members Count	YTD Add	YTD Drop	YTD NetGrowth (includes Active and Status Quo)	YTD NetGrowth% (includes Active and Status Quo)	Member Count 12 Months Ago	Average Member Count Per Club	% of Clubs with less than 20 members	Average Cancelled Club Age	Members Lost Due to Cancelled Clubs	% of Clubs Reporting Service	% No MMR in 3 Months	% No Officer Report in 12 months	% of Clubs with balance 90+ days	Number of Zone Chairs Recorded	Number of Region Chairs Recorded	District Officers Vacancies **
413		47	1	48	100%	0	0	0	1306	19	1325	13	7	6	0.45%	1,405	28	33%	0	0	19%	29%	4%	21%	11	5	2nd VDG
		47	1	48	100%	0	0	0	1306	19	1325	13	7	6	0.45%	1,405	28	33%	0	0	19%	29%	4%	21%	11	5	



District Health Assessment for Ident 5947 - SOMALIA - UND through August 2025

Status/ District Name of Months in Status *		Clubs							Membership							Member Strength		Cancellation		Reports			Finance	Leadership			
		Active Clubs	Clubs in Status Quo	Total Clubs	% Status Quo Clubs in Financial Suspension	New Clubs	Cancelled Clubs	YTD Net Club Gain/ Loss	Current Members In Active Clubs	Current Members In Status Quo Clubs	Current Total Members Count	YTD Add	YTD Drop	YTD NetGrowth (includes Active and Status Quo)	YTD NetGrowth% (includes Active and Status Quo)	Member Count 12 Months Ago	Average Member Count Per Club	% of Clubs with less than 20 members	Average Cancelled Club Age	Members Lost Due to Cancelled Clubs	% of Clubs Reporting Service	% No MMR in 3 Months	% No Officer Report in 12 months	% of Clubs with balance 90+ days	Number of Zone Chairs Recorded	Number of Region Chairs Recorded	District Officers Vacancies **
Ident 5947 - SOMALIA		4	0	4	0%	1	0	1	74	0	74	21	0	21	39.62%	54	19	50%	0	0	0%	50%	25%	25%	0	0	
		4	0	4	0%	1	0	1	74	0	74	21	0	21	39.62%	54	19	50%	0	0	0%	50%	25%	25%	0	0	

\* - District Status: P - Provisional, T - Transitional.  
\*\* - District Officers Vacancies: DG - District Governor, 1st VDG - First Vice District Governor, 2nd VDG - Second Vice District Governor.